



Screws and accessories

Catalog

	Hexagon head screw, VA	
451 825	M8x 25 mm / M8 x0,98 inch (V4A!)	
451 025	M10x25 mm / M10x0,98 inch	
451 030	M10x30 mm / M10x1,18 inch	
451 035	M10x35 mm / M10x1,38 inch	
451 000	M10x100mm/ M10x3,94 inch	

	Carriage bolt, VA	
452 020	M10x20 mm / M10x0,79 inch	
452 025	M10x25 mm / M10x0,98 inch	

	Flange nut with locking teeth	
	Integrated anti-twist device in the flange, VA	
460 108	M8	
460 110	M10	
460 112	M12	

	Hexagon nut, VA	
460 208	M8	
460 210	M10	
460 212	M12	











	Washer, VA	
461 108	8	
461 110	10	
461 112	12	

	Big washer, VA	
461 208	M8	
461 210	M10	
461 212	M12	

	Socket head screw	
453 820	M8x20 mm / M8x0,79 inch	
453 825	M8x25 mm / M8x0,98 inch	
453 830	M8x30 mm / M8x1,18 inch	
453 835	M8x35 mm / M8x1,38 inch	
453 840	M8x40 mm / M8x1,57 inch	
453 855	M8x55 mm / M8x2,17 inch	
453 860	M8x60 mm / M8x2,36 inch	

400 728	Anti-theft device for socket head screw M8	
	is simply hammered into the socket head!	



460 308	Square nut M8, V4A suitable for all Schletter system profiles in combination with klick-groove and click-in component	
460 310	square nut M10, V4A	
460 310-M8	special square nut M8, V4A (design like M10) suitable for all Schletter system profiles in combination with klick groove M10 and click-in component	
<hr/>		
460 408	Self-locking nut, V4A M8	
460 410	M10	
460 412	M12	
<hr/>		
461 308	Locking washer, VA 8	
461 310	10	
461 408	8 extra narrow	
<hr/>		
	Self-tapping thread screw	
	for steel up to 2mm / 78,7 mil	
462 210	6,5 mm x 50 mm / 1,97 inches	
462 212	6,5 mm x 75 mm / 2,95 inches	
462 214	6,5 mm x 100mm/ 3,94 inches	
462 216	6,5 mm x 125mm/ 4,92 inches	
462 218	6,5 mm x 150mm/ 5,91 inches	
462 220	6,5 mm x 200mm/ 7,87 inches	
	for steel starting from 2mm / 78,7 mil on	
462 310	6,3 mm x 50 mm / 1,97 inches	
462 312	6,3 mm x 80 mm / 3,15 inches	
462 314	6,3 mm x 100mm/ 3,94 inches	
462 316	6,3 mm x 125mm/ 4,92 inches	
462 318	6,5 mm x 150mm/ 5,91 inches	
462 320	6,3 mm x 200mm/ 7,87 inches	
	for steel up to 2mm / 78,7 mil	
462 412	8 mm x 64 mm / 2,52 inches - on request	
462 414	8 mm x 100mm / 3,94 inches - on request	
462 416	8 mm x 125mm / 4,92 inches - on request	
462 418	8 mm x 150mm / 5,91 inches - on request	
462 420	8 mm x 200mm / 7,87 inches - on request	
	for steel starting from 2mm / 78,7 mil on	
462 512	8 mm x 64 mm / 2,52 inches	
462 514	8 mm x 100mm / 3,94 inches	
462 516	8 mm x 125mm / 4,92 inches - on request	
462 518	8 mm x 150mm / 5,91 inches	
462 520	8 mm x 200mm / 7,87 inches - on request	




Wood screw

We recommend at least 80mm / 3,15 inches for unboarded roofs.
 For boarded roofs and roofs with counter-battens we recommend at least 120mm / 4,72 inches!

Wood screw VA

- 456 080 8 mm x80 mm/ 3,15 inches
- 456 100 8 mm x100mm/ 3,94 inches
- 456 120 8 mm x120mm/ 4,72 inches
- 456 150 8 mm x150mm/ 5,91 inches



Galvanized wood screw

- 455 080 8 mm x80 mm/ 3,15 inches
- 455 100 8 mm x100mm/ 3,94 inches
- 455 120 8 mm x120mm/ 4,72 inches
- 455 150 8 mm x150mm/ 5,91 inches
- 455 200 8 mmx200mm/ 7,87 inches



457 000

**Bit AW-drive for wood screw with flat head,
 Wood screw with flat head; Torx**



Wood screw Torx VA 1.4301

- 458 080 8 mm x 80 mm/ 3,15 inches
- 458 100 8 mm x100mm/ 3,94 inches
- 458 120 8 mm x120mm/ 4,72 inches
- 458 160 8 mm x160mm/ 6,30 inches
- 458 200 8 mm x200mm/ 7,87 inches
- 458 300 8 mm x300mm/ 11,8 inches
- 458 400 8 mm x400mm/15,75inches



Galvanized wood screw Torx

- 457 080 8 mm x80 mm/ 3,15 inches
- 457 100 8 mm x100mm/ 3,94 inches
- 457 120 8 mm x120mm/ 4,72 inches
- 457 160 8 mm x160mm/ 6,30 inches
- 457 200 8 mm x200mm/ 7,87 inches
- 457 300 8 mm x300mm/ 11,8 inches
- 457 400 8 mm x400mm/15,75inches



**EPDM-rubber inlay 3mm / 118 mil self adhesive,
 10m/394inches-roll, UV-resistant, for example for trapezoidal
 sheet metal clamps or for laminate modules**

- 400 750-25 25mm / 0,98 inches wide
- 400 750-48 48mm / 1,89 inches wide
- 400 750-80 80mm / 3,15 inches wide



400873-SL

Ratchet wrench SW15
 Suitable for flange nut M10

