




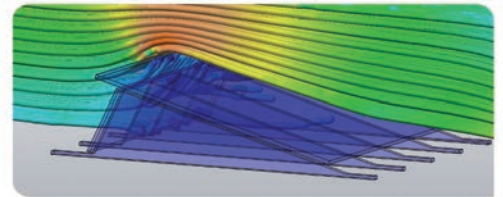
Windsafe™ System

Features and Benefits

- Non-penetrating or penetrating solution
- Flexible design with choice of fixed module tilt angle
- Load optimized through wind tunnel tests
- Nearly 70% pre-assembled resulting in reduced installation time
- IBC code compliant



The Windsafe System is the result of proven technology developed with thorough wind dynamics testing as well as practical hands-on field experience. The system is load optimized with wind deflectors on each row of racks, deflecting the air while reducing ballast weight as well as overall system load on the roof. The choice of a fixed module tilt ranging from 10 to 45 degrees provides the option to compare the system's total annual power production and/or maximize panel concentration on the roof.



Air flow over Windsafe System

In addition to various tilt options, the Windsafe System offers versatility in accommodating different module sizes and row configurations. Manufactured and delivered up to 70% pre-assembled, the Windsafe System is equipped with triangle supports that are outfitted with a **KlickTop™** cross beam connector. The connectors are in the exact position required for the module being used to ensure efficient on-site assembly. (See illustrations on reverse side for more detail)



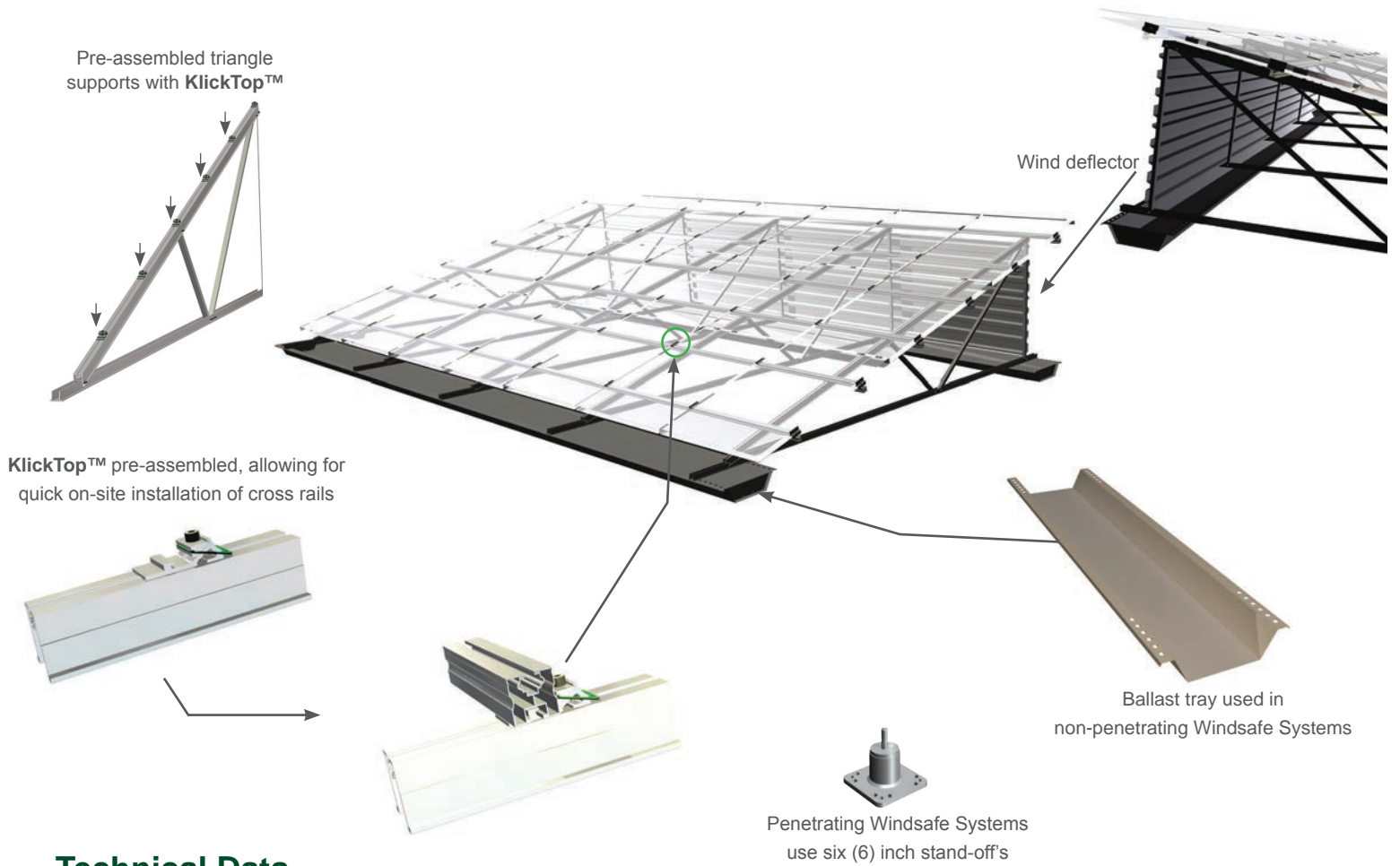
Penetrating Windsafe installation

Schletter stands behind the quality, durability, and functionality of its products and services its customers with professionalism. Because of our commitment to customer satisfaction, all Schletter systems have a voluntary 10-year warranty.

For more information, please visit www.schletter.us or call (520) 289-8700.



Non-penetrating Windsafe installation



Technical Data

| | |
|----------------------------|--|
| Material | The ballast tubs (or stand-off's), supports, and wind deflectors are made of aluminum. Hardware includes bolts—304 stainless steel, nuts—316 stainless steel in metric sizes |
| Structural analysis | According to IBC 2006 or 2009 |
| Application | As a non-penetrating ballasted or penetrating solution for PV power plants on flat roofs. |
| Design Options | Exposure Categories: B, C, or D Importance Factors: I through IV Tilt Range: 10 – 45 degrees Load: Any wind speed or snow load |

For a 100% code compliant, non-penetrating, ballasted PV mounting solution contact a Schletter representative to design a Windsafe system to your specifications.

For a fixed tilt ballasted solution of 15 degrees with minimal imparted dead-loads (lbs/sqft), please see the Schletter **AluGrid™** Product Sheet. This product is standard and available for shipping quickly.

© Schletter Inc., 2012. 1400062USA, V3