

Fix-EZ

- Class A fire class resistance rating¹
- Conforms to UL SUB 2703²
- Certified ULC/ORD Std C1703
- Integrated grounding with Rapid5K™ module clamps
- Various module tilts available based on module dimensions and orientation
- Multifunctional components reduce time and costs
- Complete fixed tilt rooftop mounting system—including mounting system, clamps, and ballast blocks
- Designed for modules in a single row configuration in either portrait and landscape



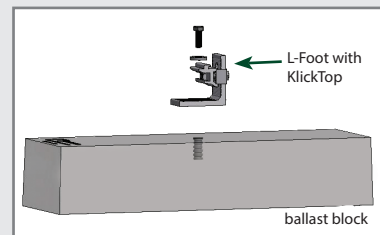
The latest addition to the Fix Series, the Fix-EZ, offers a robust design for flat roof applications where reliability, safety, and quality are leading concerns. Named for its truly simplistic approach to photovoltaic (PV) system installations, the Fix-EZ allows for quick on-site assembly at an exceptional price.

Provided as a complete mounting system, the Fix-EZ includes several multifunctional components to minimize cost. Ballast blocks act as ballast weight as well as system support. Mounting rails support modules and also act as a windbreak. Rapid5K module clamps securely hold modules in place while electrically bonding the modules to the entire system. Engineered to be 100% IBC code compliant the **Fix-EZ reduces the amount of components and costs, without compromising design safety.**

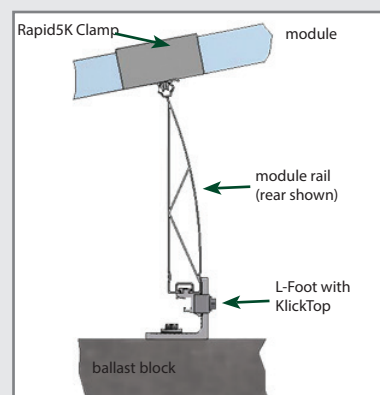
Unique to the Fix-EZ system are durable ballast blocks equipped with threaded steel inserts, securely connecting system and ballast. An L-Foot, which is pre-assembled with a KlickTop™ connector, attaches directly to the ballast block, further simplifying installation. Depending on design requirements, ballasts can span up to ten feet, greatly reducing roof loads.

Ease of assembly, reduced roof loading, fewer system components, and a 20-year limited warranty—the Fix-EZ is sure to make the next roof mount installation hassle free.

EZ Install



1. **Position ballast blocks based on system layout**
(roof protection not included)



2. **Attach L-Foot with KlickTop**
3. **Connect front and rear module rails by clicking into place on KlickTop, tighten KlickTop to specifications**
4. **Snap end and middle Rapid5K module clamps into place, tighten to specifications**


¹ Fire class resistance rating Class A when used with Type I photovoltaic modules in landscape orientation only. Contact a Schletter sales representative for details.

² The Fix-EZ is evaluated for electrical bonding only. The Fix-EZ meets all IBC and ASCE requirements for structural loading; it was not evaluated for loading under UL 2703.


Project Details

For faster turnaround time on projects, please provide a project layout. Schletter engineers will then create a project-specific ballast grid, allowing for accurate positioning of ballast blocks.

Technical Data

Material	System rails, L-Foot, and KlickTop attachment made of aluminum Ballast block made of 5,000 psi reinforced, air entrained concrete (20"x 6"x 4" at 36.5 lbs each) Rapid5K modules clamps made of aluminum, integrated bonding/grounding
Forms	Suitable for flat rooftops; various tilt angles available
Structural analysis	Design loads according to current IBC, ASCE, NBCC, and OBC standards Required number of ballast blocks based on wind tunnel testing
System Structure	 <p>The diagram illustrates the spacing of solar panels on a flat roof. It shows two rows of panels. The first row is positioned such that the distance between its ballast blocks is determined by the height of the modules. The second row is positioned further down the roof to ensure that the panels in the second row do not cast shadows on the panels in the first row, with the distance between rows determined by the shade distance.</p>
Seismic Considerations	Connections to meet seismic requirements available with minimal roof penetration
Warranty	20-years, limited
Ordering Options	Wire management available including cable clips and trays Optional rubber pad for ballast block, material varies based on roofing substrate specification

For United States, visit www.schletter.us or call **888-608-0234** or for Canada, please visit www.schletter.ca or call **519-946-3800** to speak to a Schletter representative for more information.



SCHLETTER GMBH (Headquarters)

Gewerbegebiet an der B15
Alustraße 1
83527 Kirchdorf / Haag i.OB
DEUTSCHLAND

**SCHLETTER (Shanghai)
Solar Technology Co., Ltd**

677 Beihe Gong Road
Jiading, Shanghai
201807 PR CHINA

SCHLETTER Inc.

1001 Commerce Center Drive
Shelby, North Carolina 28150
USA

(888) 608 - 0234
info.us@schletter-group.com
www.schletter-group.com